



Specifications: CM890d

Tile bridge included

System Type	8-inch coaxial, in-ceiling, high-SPL, ported (120-watt transformer for 25/70.7/100-volt or transformer bypass)
Impedance (nominal) ¹	8 ohm
Sensitivity dB @ 2.83 V/1 m	93.0 dB
Sensitivity dB @ 1 W/1 m ²	93.0 dB
Frequency Response (-3 dB) ³	77 Hz - 22 kHz
Frequency Response (-10 dB) ³	61 Hz - 22 kHz
Max. Program Power ⁴	250 W
Max. Continuous Power RMS ⁵	125 W
Max. Power SPL @ 1 m ⁶	114.0 dB
Coverage Angle (-6 dB @ 2 kHz)	165°
Coverage Angle (-6 dB @ 10 kHz)	85°
Coverage Angle (Avg. 2 to 10 kHz)	110°
Directivity Factor (Q)	7.3 (averaged 100 Hz - 10 kHz); 3.6 (2 kHz)
Directivity Index (DI)	7.7 dB (averaged 100 Hz - 10 kHz); 5.6 dB (2 kHz)
Tap Selector	Five-position rotary switch with transformer bypass position
Transducer - Low-Frequency Driver	203 mm (8.00 in.) treated paper cone, cloth surround
Transducer - High-Frequency Driver	36 mm (1.42 in.) titanium compression driver with waveguide
Low-Frequency Voice Coil	34.0 mm (1.34 in.)
Crossover Frequency	2.2 kHz
Network Type: Low Pass	12 dB per octave, 2nd order
Network Type: High Pass	12 dB per octave, 2nd order
Enclosure Material	Drawn steel backcan with ABS baffle
Motor-board	Cast aluminum
Grille	Steel with powder-coat finish with ABS bezel
Inputs	Four-pin, 5.08 mm Euroblock for individual or daisy chain connection
Colors	Black or white
Backcan Diameter	296.7 mm (11.68 in.)
Backcan Height	316.5 mm (12.46 in.)
Visible Diameter	374.9 mm (14.76 in.)
Visible Height	27.4 mm (1.08 in.)
Mounting Hole Diameter	323.9 mm (12.75 in.)
Min / Max Ceiling Thickness	6.4 mm (0.25 in.) – 48.5 mm (1.91 in.)
Weight	10.9 kg (23.9 lbs.)
Shipping Weight	13.1 kg (28.9 lbs.)
Packaging	One per box
Included Accessories	Tile bridge, conduit plate, support cable, Euroblock connector and installation aid
Optional Accessories	Pre-construction bracket (AC-CM8-PCB), junction box (AC-CMi-JBOX)
Regulatory - UL	UL 1480 (UEAY) and 2043-approved
Regulatory - CE	Approved
RoHS	Approved

Transformer Taps

70.7 V	Output	100 V	Output	25 V	Output
120 W	114.0 dB	120 W	114.0 dB	15 W	105.0 dB
60 W	111.0 dB	60 W	111.0 dB	8 W	102.0 dB
30 W	108.0 dB	30 W	108.0 dB	3.8 W	99.0 dB
15 W	105.0 dB			1.9 W	96.0 dB

¹ Impedance listed per IEC 60268-5 with a minimum less than 80% the nominal impedance

² 1 W/1 m sensitivity determined using nominal impedance

³ Frequency response measured in half or full space as dictated by speaker mounting configuration

⁴ Max program power is 3 dB above max continuous power

⁵ Continuous power rating, EIA-426-B test

⁶ Max output based on max continuous power

Key Features

- Patented BroadBeamHP® waveguide technology delivers a consistent dispersion pattern for maximum intelligibility and edge-to-edge coverage (2 to 10 kHz, independently verified).
- 120-watt transformer and high output (114.0 dB) for the sound reinforcement and PA markets.
- A 12.46-inch steel DeepCan for additional bass response.
- One 8.0 inch (203 mm) treated fiber driver and one compression driver with a 1.0 inch (25.4 mm) exit mounted to a proprietary cast-aluminum baffle and heat sink.
- Rapid-installation, blind-mount, fixed-wing mounting mechanism with constant-tension design affixes to ceiling thicknesses ranging from 6.4 mm (0.25 in.) to 48.5 mm (1.91 in.).
- Easy access five-position selectable tap switch for 25-, 70.7- and 100-volt applications with transformer bypass position.
- Separate tool-free magnetic grille and bezel assembly for ease of install and in-field painting.
- Steel grille with protective powder-coated finish for lasting durability.
- Sensitivity of 93 dB (1 W/1 m) offers high-output capabilities and reduced amplification costs.
- UL 1480 (UEAY) and 2043 approved.
- High-quality black or white paint finish.
- Included accessories: tile bridge, Euroblock connector, conduit plate, support cable, paint mask/installation aid.
- Optional accessories: color-coded (purple) pre-construction bracket (AC-CM8-PCB), junction box (AC-CMi-JBOX), and safety restraint strap.

Description

The CM890d is a premium 8-inch, two-way, in-ceiling, high-efficiency, high-SPL loudspeaker for distributed or 8 ohm applications. The CM890d incorporates an 8-inch treated fiber driver and a high-power compression transducer with a BroadBeamHP® waveguide to deliver a consistent dispersion pattern and superb intelligibility for the foreground music, sound reinforcement and PA markets. The CM890d also incorporates an extra deep backcan (12.46 in.), a low profile grille, and a 120-watt transformer with a five-position tap switch, including a transformer bypass position. Mounting hardware, support cable, and tile bridge are included and feature a fast and secure



constant-tension, fixed-wing mounting system.

Applications

Engineered for installations requiring full-range background/foreground music plus paging, the CM890d delivers a smooth and even coverage pattern. Ideal for ballrooms, casinos, convention centers, warehouses, nightclubs, gyms, aerobic rooms, airports and other high-SPL or long-throw applications. For applications where additional bass is required, SoundTube's CM1001d-T 10-inch subwoofer provides low-end response down to 41 Hz.

BroadBeamHP[®] Wide Dispersion Technology

SoundTube's proprietary BroadBeamHP[®] technology incorporates a high-frequency compression driver with a 1-inch exit mated to a treated fiber woofer. The BroadBeamHP[®] technology delivers a consistent dispersion pattern across the upper registers of the frequency spectrum (2 to 10 kHz, independently verified). The result is an audio system requiring fewer speakers with higher intelligibility, offering reduced power needs, shorter installation time and cost savings on shipping and labor.

Patented SoundTube Technologies

SoundTube Entertainment and the MSE Audio Group constantly develop new technologies which enhance audio product performance. SoundTube Entertainment innovations are protected by multiple U.S. and international patents, which explicitly cover SoundTube dome, enclosure and dispersion technologies. The MSE Audio Group actively defends its patents in order to protect SoundTube resellers and end-users.

Technical Data and Specification Tools

Technical Data

SoundTube Entertainment strives to provide complete and effective technical information and data to dealers, engineers and designers. All data are available from SoundTube Entertainment or at www.soundtube.com.

Technical data and downloads include:
EASE[™] data – 3-D polar plots.
EASE[™] Address – 2-D modeling for dis-

tributed systems

Autodesk[®] Revit[®] software

Tech Sheets – Technical information and architectural specs for system engineers

SoundTubeSPEC[™] – Proprietary speaker placement software

Data Acquisition

All data for SoundTube speakers are independently collected from and verified by NWAALabs (www.nwaalabs.com) using their proprietary MACH testing system. All data are collected and analyzed according to ASTM, ISO and AES standards using EASERA, TEF and MLSSA. Full balloon data including both phase and magnitude is compiled into a variety of formats including EASE 4.x, GLL and CLF.

Architectural Specifications

The loudspeaker shall consist of a 203 mm (8.00 in.) low-frequency transducer and a high-frequency transducer with a 25.4 mm (1.00 in.) exit and a frequency-dividing network installed in a ported enclosure. The low-frequency voice coil diameter shall be 34 mm (1.34 in.).

The performance specifications of a typical production unit shall be as follows: Useable frequency response shall extend from 61 Hz – 22 kHz (-10 dB, half space). Measured sensitivity (1 watt, 1 meter) shall be at least 93 dB. The speaker shall have a nominal impedance of 8 ohms. The speaker shall be available for 25-, 70.7- and 100-volt modes and shall include a five-position tap switch with a transformer bypass position. The frequency-dividing network shall have a crossover frequency of 2.2 kHz with a slope of 12 dB per octave (2nd order). Rated power capacity shall be at least 125 watts continuous (RMS), and shall conform to EIA-426-B testing. Maximum continuous output at 1 meter shall be 114 dB.

The low-frequency transducer shall have a treated fiber cone and cloth surround.

Installation for the speaker shall be by two-screw, blind mount, constant-tension winged assembly and shall attach to ceiling thicknesses ranging from 6.4 mm (0.25 in.) to 48.5 mm (1.91 in.). The fixed-wing assembly shall be constructed of powder-coated steel. The external wiring input connector shall be a four-pin,

5.08 mm Euroblock connector for 8 ohm or constant-voltage systems and shall accept from 10 – 22-gauge wire.

The maximum backcan dimension shall be no more than 316.5 mm (12.46 in.) in height by 296.7 mm (11.68 in.) in diameter. The maximum visible dimensions shall be no more than 27.5 mm (1.08 in.) in height by 374.9 mm (14.76 in.) in diameter. The backcan shall be constructed of steel.

The system shall include a 21-gauge painted steel support backing plate (tile bridge) to reinforce the ceiling material and tile support rails. The maximum tile bridge dimensions shall be no more than 600.1 mm (23.62 in.) in length by 428.2 mm (16.86 in.) in width and 10.4 mm (0.41 in.) in height with a 325.1 mm (12.80 in.) cutout for speaker mounting. For additional hanging support, one safety cable and integrated hook shall also be included.

The grille shall be constructed of powder-coated steel with an ABS bezel. The affixed grille and bezel shall be mounted to the speaker enclosure (backcan) via magnetic attachment and include a safety leash. Also included is a paint mask that doubles as a hand-hold for mounting.

The unit has an optional pre-construction bracket (AC-CM8-PCB) that shall be compatible with an optional junction box (AC-CMi-JBOX). An 18-gauge wire whip and Euroblock connector shall be included with the junction box. The maximum dimensions of the pre-construction bracket shall be no more than 635.0 mm (25.0 in.) in length by 457.2 (18.0 in.) mm in width and 127 mm (5.0 in.) in height (includes affixed junction box) with a 326.1 (12.85 in.) cutout for speaker mounting.

The system shall be the SoundTube CM890d with mounting hardware for both low- and high-impedance applications.

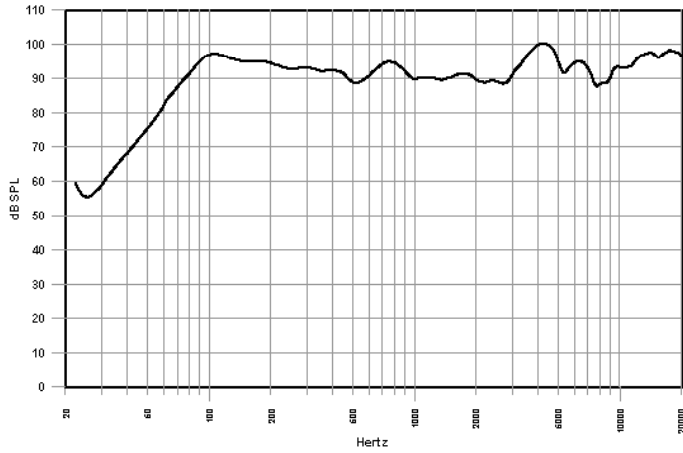
SoundTube Entertainment

6430 Business Park Loop Road
Park City, Utah 84098
Phone 435.647.9555
Fax 435.647.9666
Toll Free 800.647.TUBE
www.soundtube.com

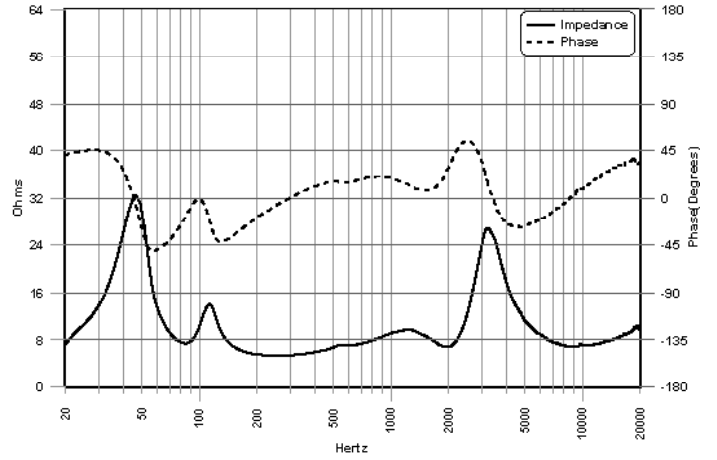
All SoundTube products come with a 5-year limited warranty.

Graphs and Plots

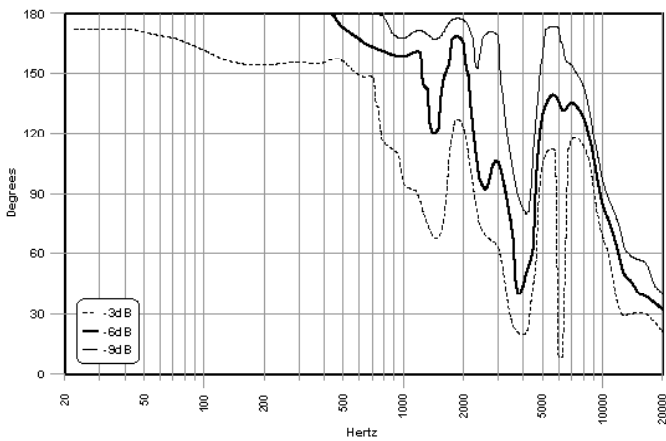
Frequency Response



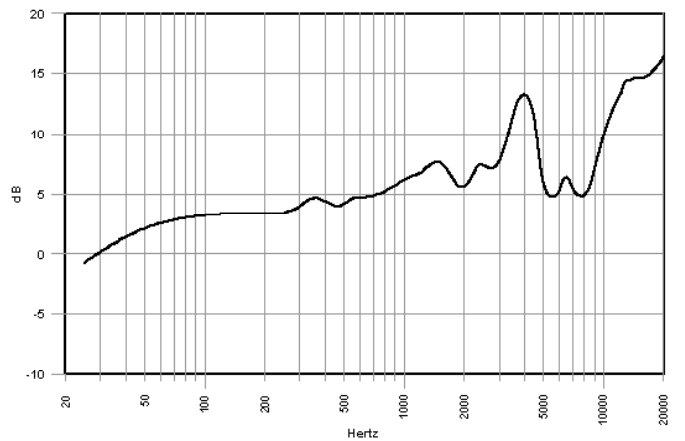
Phase/Impedance Response



Vertical Beamwidth (-6 dB)



Directivity Index (DI)



CM890d

In-Ceiling Speaker

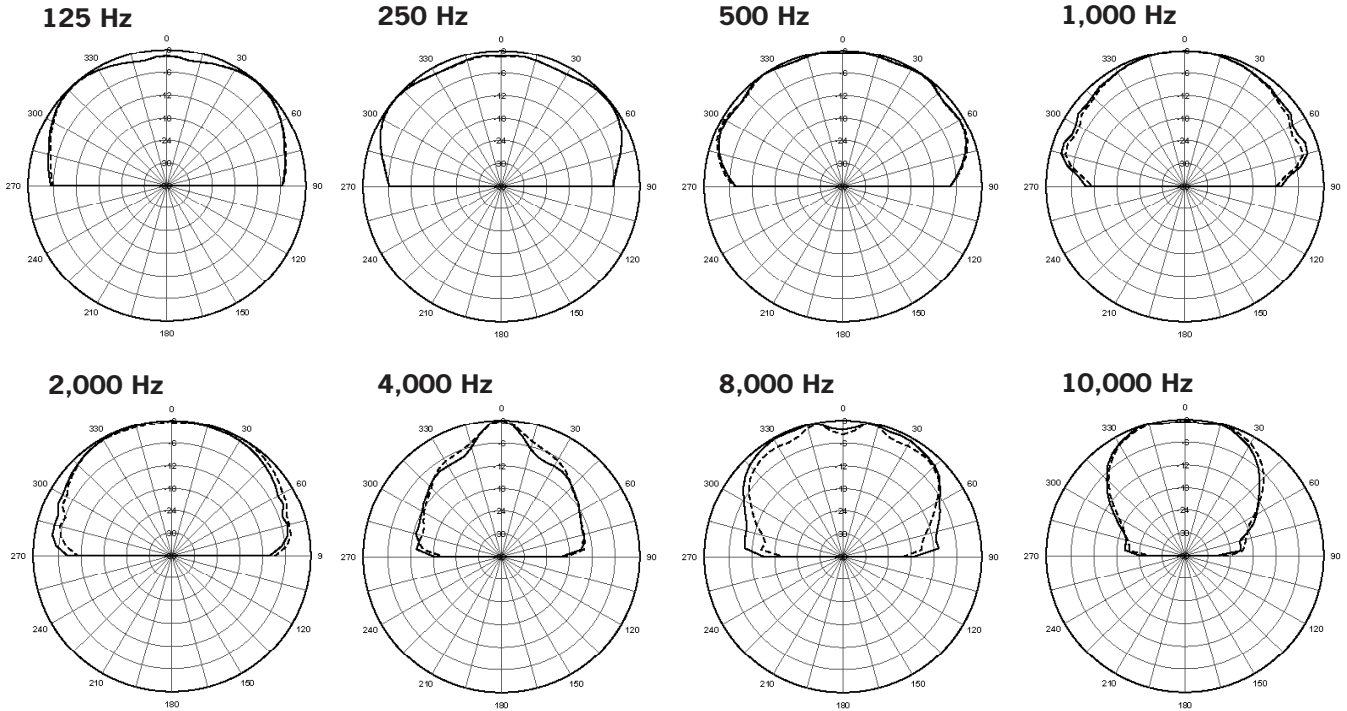
Technical Information for System Engineers



SOUNDTUBE
ENTERTAINMENT

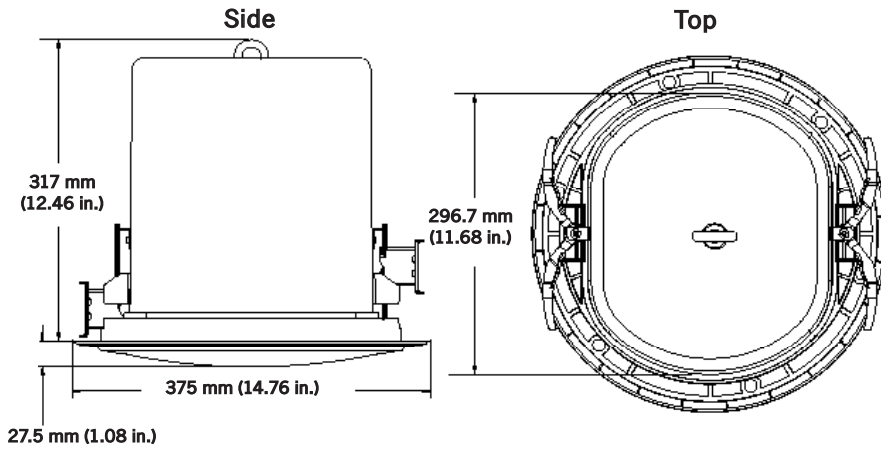
Polar Plots

— Horizontal
- - - Vertical

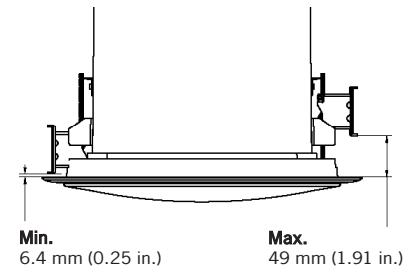


Technical data, EASE™ plots, SoundTubeSPEC™ software and product downloads available at www.soundtube.com

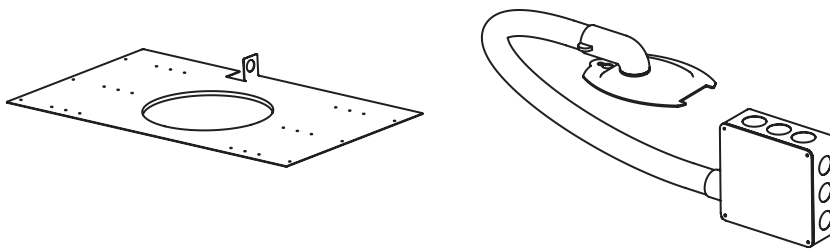
Mechanical Drawings



Minimum/Maximum Ceiling Thickness



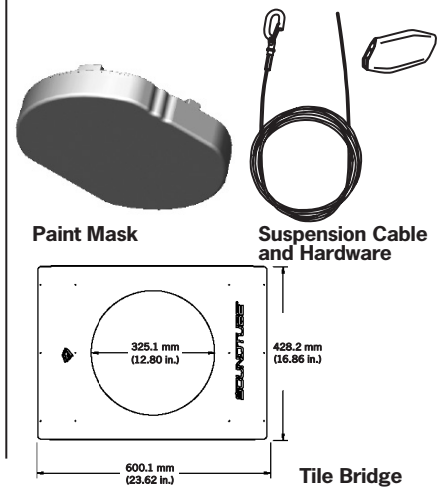
Optional Accessories



Pre-Construction Bracket (AC-CM8-PCB)

Junction Box (AC-CMi-JBOX)

Included Accessories



SoundTube Entertainment manufactures a complete line of speakers for:
Open-Ceiling • In-Ceiling • Surface-Mount • Outdoor • Sound-Focusing

All SoundTube products are designed and engineered in the USA.