

Solid|Drive®
INVISIBLE | SOUND SOLUTIONS™

SOUND WITHOUT SPEAKERS™

SolidDrive® is the solution for invisible sound, providing a hidden sound source for in-wall, surface mount and glass applications. Unique technology transforms surfaces into sound-producing planes that blanket whole rooms with music and soundtracks. SolidDrive products are made in the USA.



MADE IN THE USA


CONTENTS



Introduction



Applications



SolidDrive Models



SolidDrive Models
Continued



Amplifiers



About

Sound from any Surface

The patented technology at the heart of SolidDrive® transforms nearly any rigid or semi-rigid surface (such as drywall, glass, wood, metal, or fiberglass) into a sound source. The powerful SolidDrive directly transfers acoustic energy to the surface, creating a large and dynamic sound field. With no visible wires or grilles, SolidDrive gives you Invisible Sound Solutions™.

Smooth, Even Coverage

Since SolidDrive resonates over a large surface area, the sound it produces travels further. In fact, loss of volume over distance is roughly 35% less than with conventional speakers. This low distance factor, combined with SolidDrive's 120° ultra-wide coverage angle, means you'll experience remarkably even sound coverage throughout the entire room.

Connects Like a Speaker

SolidDrive requires no special equipment to function - It connects to any conventional amplifier or receiver using standard speaker wire. This means that not only can SolidDrive use pre-existing wiring, it can be powered and equalized using the equipment you already own.

Patented Technology

SolidDrive is powerful and produces high-fidelity sound. A patented axial shaft suspension with dual bearings keeps the drive stable and distortion-free in any mounting configuration, with smooth frequency response from 60hz to 15khz.

Patented, dual opposing motors in a single drive enable efficiency and high power handling. Even though SolidDrive can generate ample sound from a flat surface using as little as 5 to 15 watts, it can also be used in high-output applications with power levels up to 100 watts.

Safe, Strong, and Designed to Last

SolidDrive is UL1480 and UL2043 listed, meaning it meets stringent safety requirements for use in any home or business. SolidDrive won't damage walls, windows, or furniture. At maximum output, SolidDrive only vibrates the surface it's attached to roughly 0.006 of an inch.

SolidDrive doesn't wear out or require lubrication - all parts are fabricated from heavy-duty industrial materials designed to withstand long-term vibrations. That's why all SolidDrive units are covered by a seven-year warranty.



SolidDrive units can be mounted in the ceiling, inside cabinets, behind walls, or even within a kitchen island, providing rich, full sound to an entire room - all without seeing a single speaker or grille.



In The Home



Your home is your space – so keep it that way! SolidDrive is the world's first invisible, high-fidelity solution for home theater. By utilizing walls, windows, cabinets, and countertops, you won't have to worry about matching external speakers to your décor. With its wide, even sound field, SolidDrive performs equally well for surround-sound movies in a theater room and for stereo music playback in a kitchen or garage. Need extended bass response? SolidDrive can be matched with the IW-200 - a paintable in-wall subwoofer that easily conforms to your style.

Digital Signage



SolidDrive is widely used for digital signage in museums, interactive exhibits, touch screen directories, trade show exhibits, and self-help kiosks. The unit is generally mounted inside or behind the display - it only takes moments to install and remains completely invisible to the end user. SolidDrive excites the entire surface on which it's installed, so your audience is treated to clean, full-range sound that emanates from the entire display. There's no better solution for digital signage - SolidDrive makes an impression that just can't be replicated with traditional speakers.

On The Go/Demo Kit



Designed for travel and demo purposes, SolidDrive's desktop kit quickly transforms any horizontal surface (such as a desk, counter-top or conference table) into a full-range speaker. A silicone rubber pad firmly grips any nonporous surface, and no special equipment is needed. The kit works with laptops, mp3 players, or any other device that uses a headphone jack and is an easy way to make a unique impression at a business meeting or consultation. The desktop kit is also ideal for testing a SolidDrive on any horizontal or vertical surface prior to permanent installation.

Sound Masking



Sound masking introduces a constant, unobtrusive noise that "masks" distracting sounds and conversations, enhancing privacy in otherwise crowded work environments. Popular in cubicle spaces and hospitals, it's been shown to increase worker productivity while reducing employee stress. While common sound masking systems use traditional loudspeakers – which create "hot" and "cold" spots throughout the room, SolidDrive is much smoother. In addition, SolidDrive is easy to install, uses less amplification, and doubles as an effective paging/background music system. For companies who want completely invisible sound masking in drywall ceilings, SolidDrive is the optimal solution.

SOLIDDRIVE MODELS

The patented technology at the heart of SolidDrive® transforms nearly any rigid or semi-rigid surface (such as drywall, glass, wood, metal, or fiberglass) into a sound source. The powerful SolidDrive directly transfers acoustic energy to the surface, creating a large and dynamic sound field. With no visible wires or grilles, SolidDrive gives you Invisible Sound Solutions™.



SD1



SD1g



SD1sm



SD1 Desktop Kit 250

Description	Attaches to drywall and similar surfaces with our patented cantilever spring mounting bracket (sold separately). Designed for one channel of audio. Optional EQ module optimizes the SD1 for use on drywall.	Attaches to glass and other non-porous surfaces using double-sided adhesive disk (included). Designed for one channel of audio. Optional EQ module optimizes the SD1 for use on glass.	Attaches to wood and similar surfaces using wood screws (included). Designed for one channel of audio. Optional EQ module optimizes the SD1 for use on wood surfaces	Portable SD1 kit for use on top of horizontal surfaces. Includes: one (1) SD1 desktop unit, DC power adapter, cables and SD-250 mini amp with SolidDrive EQ curves in a convenient carrying case.
Nominal Impedance	8Ω	8Ω	8Ω	8Ω
Frequency Response	60 Hz - 15 kHz Nominal w/o EQ	60 Hz - 15 kHz Nominal w/o EQ	60 Hz - 15 kHz Nominal w/o EQ	60 Hz - 15 kHz Nominal w/o EQ
Max Program Power	100 Watts, with 100 Hz 12 dB / Octave High Pass	100 Watts, with 100 Hz 12 dB / Octave High Pass	100 Watts, with 100 Hz 12 dB / Octave High Pass	100 Watts, with 100 Hz 12 dB / Octave High Pass
Max Continuous Power	30 Watts	30 Watts	30 Watts	30 Watts
Housing Body Dimensions	Diameter: 58.6 mm (2.3") Height: 52.34 mm (2.06")	Diameter: 58.6 mm (2.3") Height: 52.34 mm (2.06")	Diameter: 58.6 mm (2.3") Height: 52.34 mm (2.06")	Diameter: 58.6 mm (2.3") Height: 52.34 mm (2.06")
Mounting Foot Diameter	89 mm (3.5")	51 mm (2.05")	89 mm (3.5")	51 mm (2.05")
Coverage	120°	120°	120°	120°
Colors	Titanium	Chrome, Titanium, Adonized Black	Chrome, Titanium, Adonized Black	Adonized Black
UL Approved	1480 & 2043	1480 & 2043	1480 & 2043	N/A



IW200-Kit



IW210

Description	In-wall subwoofer designed to mount in walls and between wall studs. Includes separate sealed back box. It is designed for use with the P350 subwoofer amplifier.	In-wall subwoofer with sealed enclosure designed to mount flush in walls and between wall studs. Easily retrofittable into existing walls. It is designed for use with the P350 subwoofer amplifier.
Woofers	Dual 8" Mica-Graphite Polypropylene	Dual 10" Mica-Graphite Polypropylene Woofer and Bass Radiator
Frequency Response	25 - 160 Hz	24 - 160 Hz
Impedance	4Ω	8Ω
Enclosure	Sealed	Sealed
Enclosure Dimensions	Height: 1828.8 mm (72") Width: 375.76 mm (14.4") Depth: 86.35 mm (3.4")	Height: 596.9 mm (23.5") Width: 355.6 mm (14") Depth: 99.06 mm (3.9")
Cutout Dimensions	520.7 mm (20.5") H x 222.25 mm (8.75") W	568.325 mm (22.375") H x 330.2 mm (13") W
Weight	27.2 kg (60 lbs) Subwoofer and back box	13.6 kg (30 lbs)
Grille	White Powder-Coated Galvanized Magnetic Micro-Flange	White Powder-Coated Galvanized Magnetic Micro-Flange



MSK-1



MSK-1g



MSK-1sm

Description	Attaches to drywall and similar surfaces with our patented cantilever spring mounting bracket (sold separately). Designed for one channel of sound masking audio.	Attaches to glass and other non-porous surfaces using double-sided adhesive disk (included). Designed for one channel of sound masking audio.	Attaches to wood and similar surfaces using wood screws (included). Designed for one channel of sound masking audio.
Nominal Impedance	8Ω	8Ω	8Ω
Frequency Response	70 Hz - 15 kHz Nominal w/o EQ	70 Hz - 15 kHz Nominal w/o EQ	70 Hz - 15 kHz Nominal w/o EQ
Max Program Power	50 Watts, with 100 Hz 12 dB / Octave High Pass	50 Watts, with 100 Hz 12 dB / Octave High Pass	50 Watts, with 100 Hz 12 dB / Octave High Pass
Max Continuous Power	30 Watts	30 Watts	30 Watts
Housing Body Dimensions	Diameter: 58.6 mm (2.3") Height: 52.34 mm (2.06")	Diameter: 58.6 mm (2.3") Height: 52.34 mm (2.06")	Diameter: 58.6 mm (2.3") Height: 52.34 mm (2.06")
Mounting Foot Diameter	89 mm (3.5")	51 mm (2.05")	89 mm (3.5")
Coverage	120°	120°	120°
Colors	Titanium	Titanium	Titanium
UL Approved	1480 & 2043	1480 & 2043	1480 & 2043



MSK-1-T



MSK-1g-T



MSK-1sm-T

Description	Attaches to drywall and similar surfaces with the patented cantilever spring mounting bracket (sold separately). 10 Watt, multi-tap transformer built in. Designed for one channel of sound masking audio.	Attaches to glass and other non-porous surfaces using double-sided adhesive disk (included). 10 Watt, multi-tap transformer built in. Designed for one channel of sound masking audio.	Attaches to wood and similar surfaces using wood screws (included). 10 Watt, multi-tap transformer built in. Designed for one channel of sound masking audio.
Frequency Response	80 Hz - 15 kHz Nominal w/o EQ	80 Hz - 15 kHz Nominal w/o EQ	80 Hz - 15 kHz Nominal w/o EQ
Max Transformer Power	10 Watts	10 Watts	10 Watts
Housing Body Dimensions	Diameter: 52.34 mm (2.06") Height: 120.7 mm (4.75")	Diameter: 52.34 mm (2.06") Height: 120.7 mm (4.75")	Diameter: 52.34 mm (2.06") Height: 120.7 mm (4.75")
Mounting Foot Diameter	89 mm (3.5")	51 mm (2.05")	89 mm (3.5")
Coverage	120°	120°	120°
Colors	Titanium	Titanium	Titanium
UL Approved	1480 & 2043	1480 & 2043	1480 & 2043



SA202-RDT/SA202



SD-250



P350

Description	Compact 2-channel amplifier with extra heat sink surfaces for extended duty at full power. Rated at 20 Watts per channel. Dual RCA, stereo mini jack and high-level inputs. Power inputs include either three-pin euroblock or barrel connector. 12-volt trigger for automatic on/off functions when source power is detected.	Compact 2-channel amplifier with extra heat sink surfaces for extended duty at full power. Rated at 50 Watts per channel. Stereo, mono or bridged mono. Balanced stereo euroblock, stereo unbalanced mini jack, or high-level euroblock inputs.	DESCRIPTION Class-G high current 350 Watt amplifier for use as a subwoofer or full range mono-block amp. Rack mountable. POWER OUTPUT 350 W @ 4 Ω; 225 W @ 8 Ω FREQUENCY RESPONSE 10 Hz - 20 kHz INPUT IMPEDANCE 22K Ω Unbalanced 37.5K Ω Balanced DIMENSIONS WITH FEET Height: 53.34 mm (2.1") Width: 482.6 mm (19.0") Depth: 336.55 mm (13.25") RACK DIMENSIONS Height: 44.45 mm (1.75") Width: 438.2 mm (17.25") Depth: 336.55 mm (13.25") WEIGHT 7.71 kg (17 lbs)
Frequency Response	20 Hz - 20 kHz	20 Hz - 20 kHz	
Input Impedance	6K Ω	47K Ω	
Max Gain	35 dB	34 dB	
Dimensions	Height: 31.2 mm (1.23") Width: 101.1 mm (3.98") Depth: 123.6 mm (4.86")	Height: 31.2 mm (1.23") Width: 101.1 mm (3.98") Depth: 123.6 mm (4.86")	
Weight	0.25 kg (0.55 lbs) - amp only 0.59 kg (1.3 lb) - with amp and power supply (SA202-RDT)	0.26 kg (0.56 lbs) - amp only	
Optional Accessories	AC-SA202-RMA (Rack Mount Adapter)	AC-SA502-RMA (Rack Mount Adapter)	

ACCESSORIES



Mounting Brackets



Passive EQ Modules



Heat Sink Fins



Color Options

DESCRIPTION	Patented balanced cantilever spring brackets are required for installations of the SD1 behind drywall. The mounting bracket eliminates stress on the glue bond by balancing the SD1 to eliminate torque and by holding it against the drywall with proper amount of pressure. Brackets are available for 12-inch, 16-inch, and 24-inch on-center studs.	Passive equalization modules are designed to smooth out the frequency response and optimize the sound of the SD1, SD1g, and SD1sm for any type of surface to which they will be attached. One module is needed for each SolidDrive unit.	Optional heat sink fins clamp around the drive to disperse heat. Heat sink fins are recommended in hot-weather locations and in applications where the SolidDrive is attached to a small surface area.	SolidDrive units are available in chrome, anodized titanium and anodized black. The titanium and black units are recommended for warm climates or installation in spaces that tend to get warm. The SD1g and SD1sm in all three finishes, and the SD1 Desktop Kit 250 drive in anodized black.
		NOTE: Not needed if using SD-250.		

MSE AUDIO®

Parent company of major manufacturing brands, MSE Audio utilizes the latest audio technology to produce the best sounding speakers in the world. With multiple design and manufacturing centers across the residential and commercial spheres, the products rely on synergistic, cross-platform engineering to deliver exceptional durability, industry-leading quality control, and refined aesthetics.

MSE Audio's Jacksonville, FL location (home of Phase Technology) occupies a special niche in today's audio industry as it is one of the few fully vertically-integrated speaker manufacturers in America producing drivers, crossovers, cabinets and systems. Unlike most brands, which rely on offshore manufacturers to design their speakers, every speaker and speaker system in the MSE Audio catalog is designed, prototyped, and performance proven in Jacksonville before being produced in one of its factories.

Check out SolidDrive's sister brands below:



SOUNDTUBE® ENTERTAINMENT

THE CURE FOR THE COMMON SPEAKER™


Designed for broad, intelligible coverage with superior musicality, SoundTube speakers elevate the audio experience. From the Original Pendant Speaker to models for in-ceiling, surface-mount, IP-addressable, outdoor, focused-point and more, we offer speaker solutions for nearly every application.



SolidDrive® SOUND WITHOUT SPEAKERS™

SOUND WITHOUT SPEAKERS™

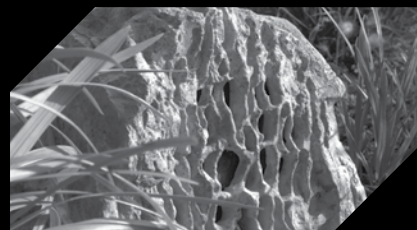
SolidDrive® is the solution for invisible sound, providing a hidden sound source for in-wall, surface mount and glass applications. Unique technology transforms surfaces into sound-producing planes that blanketed whole rooms with music and soundtracks. SolidDrive products are made in the USA.



SOUNDSPHERE® LOUDSPEAKERS

THE BEST SOUND AROUND™

Designed for on-ceiling and in-ceiling uses, Soundsphere speakers produce a diffuse sound field with a wide coverage pattern ideal for PA announcements and music. Soundsphere products are made in the USA.



Rockustics®

ULTRA-FIDELITY OUTDOOR SPEAKERS™

Rockustics® offers an extensive line of high-fidelity, all-weather outdoor speakers for both home and commercial applications. Each model is designed to enhance the environment by providing the highest quality sound with unparalleled lifelike aesthetics. Handcrafted in the USA.



INDUCTION DYNAMICS

AUDIO PERFECTION REALIZED™

Induction Dynamics® speakers are engineered to achieve precise sound in any home theater and are hand-tuned to exact specifications. This meticulous attention to detail and craftsmanship results in design qualities and system-wide performance unlike any other.



PHASE TECH

SPEAKERS FOR YOUR LIFE™

Phase Technology®, based in Jacksonville, Florida is one of the oldest and most prestigious speaker manufacturers in the United States. Holding numerous patents for speaker design (including the soft dome tweeter), Phase Technology offers a range of speakers for the home integrator.

